

February 2017 EPIK Orientation Information (TEAM 1)

- Venue: Busan University of Foreign Studies
- Period: February 19th (Sunday) - February 27th (Monday)
- Placements: Busan, Daegu, Ulsan, Gyeongsangnam-do, Gyeongsangbuk-do
- Arrival: Gimhae International Airport (Airport Code: PUS)

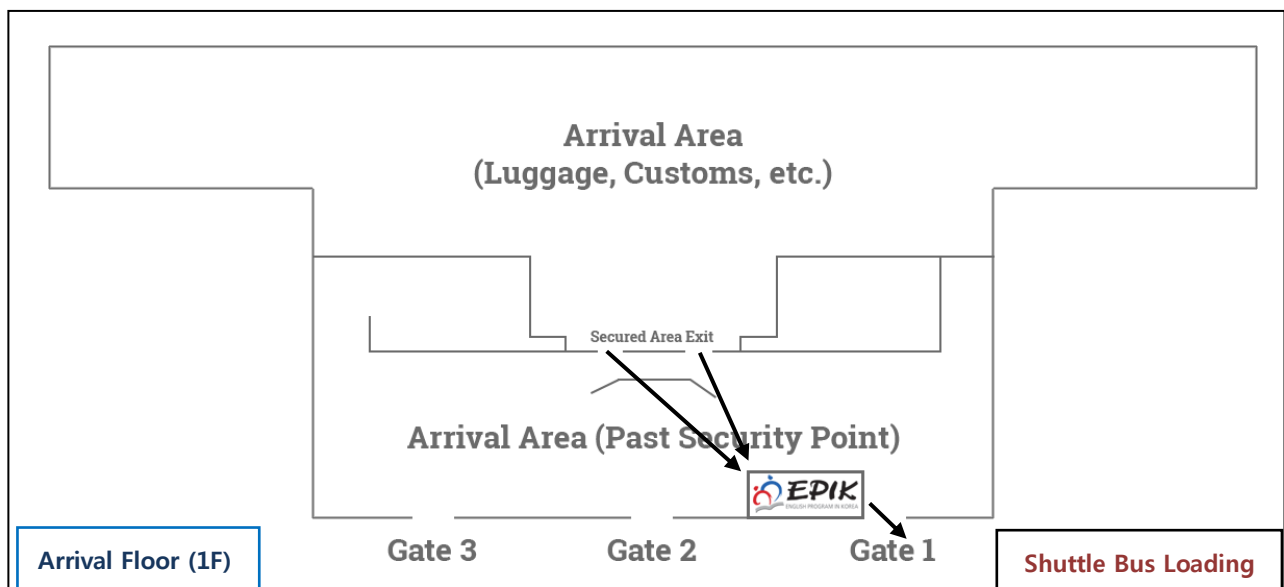
1. Airport & Pick-up Information.....	2
2. Arriving on Your Own by Public Transportation	3
3. Orientation Venue	4
4. Before Departing	5
1) What to Pack	
2) Accommodations	
3) Request for Accompanying Family Dependents	
4) Money & Currency Exchange	
5) Medical Assessment	
6) Online Pre-Orientation	
5. Lost Luggage Protocol	7
6. EPIK Orientation Schedule.....	8

1. Arrival & Pick-up Information

1-1 After you arrive at Gimhae Int'l Airport (Arrival Floor: 1F), please come to the **EPIK registration desk (Booth 1 on the 1st floor between Gates 1 and 2)** as soon as you are ready to depart to the orientation venue. You will be required to board the bus after you have arrived at the EPIK airport desk.

※ If you need time to eat, rest, make phone calls, or exchange money, please do this *before* you arrive at the EPIK desk. However, if you arrive later in the evening, we strongly recommend that you visit the EPIK desk *first* so that you do not miss the last EPIK shuttle bus (8:00pm).

< Registration **Booth 1** between **Gates 1 and 2** at Gimhae Int'l Airport, Floor 1 Arrivals >



1-2 At the EPIK registration desk (Booth No. 1)

Please **have the E-2 or F-4 visa page** of your passport ready to show the EPIK Staff.

1-3 Once you have registered at the EPIK airport desk and received any necessary information, please proceed promptly to **Gate 1** where your EPIK shuttle bus will be waiting.

IMPORTANT NOTICE: Free shuttle bus service will be provided from **Gimhae Int'l Airport to Busan University of Foreign Studies on February 19th only** (from approximately **11:00am to 8:00pm**). It will take about 1 hour to arrive at the orientation venue.

※ If you are unable to use the shuttle bus service on February 19th, you will be responsible for finding your own way to the orientation site. Any costs you incur will be borne by you.

2. Arriving on your own by Public Transportation in Korea

※ For those who haven't attended orientation previously, it is difficult to arrive at the orientation venue on your own. Due to multiple transfers and the burden of luggage, we highly recommend not going to the orientation venue on your own. Please plan to meet at Gimhae Airport in order to take the EPIK shuttle service.

2-1 If you do not plan on using the complimentary EPIK shuttle bus service, you are expected to arrange your own transportation to the EPIK Orientation Venue (Busan University of Foreign Studies) at your own cost. Please contact EPIK Coordinator before you travel to the orientation venue.

EPIK Coordinator:

Jeffrey Conde (epikjeffrey@gmail.com 82-2-3668-1412)

2-2 As for applicants who are already in Korea, you are required to arrive at the orientation venue before **5:00 pm** on February 19th.

2-3 Public Transportation (Subway) Information

- 1) Gimhae Airport (Gonghang Station)
 - Namsan Station (approx. 1 hr)
 - 5:33am - 11:52pm (6 min interval)
 - Fare: 2,000 KRW

You must transfer at Sasang Station (사상역) and then again at Seomyeon Station (서면역). Please get off the subway at Namsan Station (남산역).

After which, you will need to take a taxi to Busan Foreign Studies University.

Namsan Station is the nearest stop to that area.



※ Namsan Station → Busan University (1.5km, 7 min. by taxi) ▪ Fare: approx. 3,000 KRW

■ Please show this note to the taxi driver.

기사님, 이 분은 교육부 초청으로 부산외국어대학교에서 실시되는 연수참석차 오시는 원어민 선생님입니다. 부산외국어대학교 내 기숙사 앞에 내려주세요.

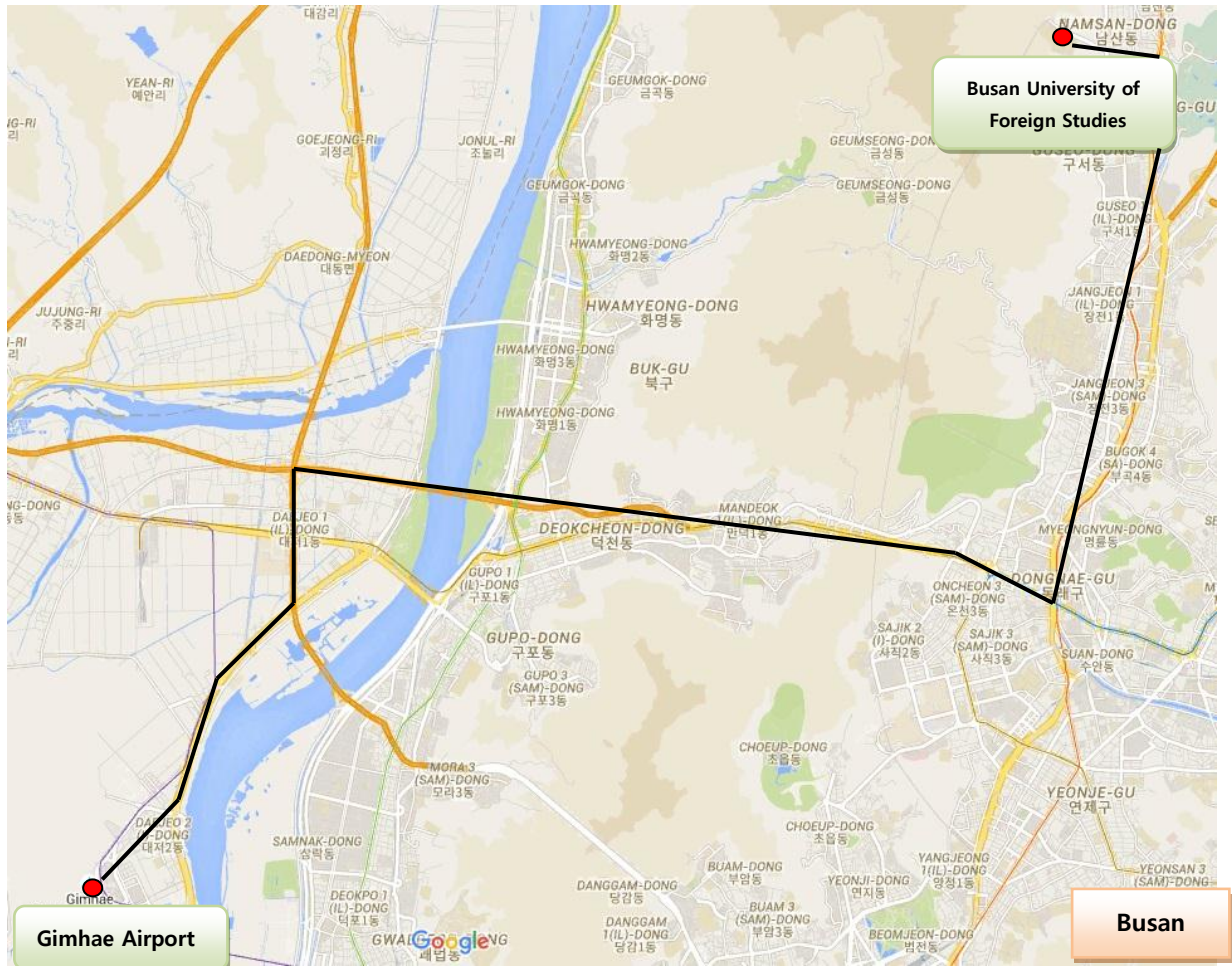
※주소: 부산광역시 금정구 금샘로 485 번길 65 부산외국어대학교 학생기숙사

☎ 051-509-5545

Orientation Venue

Busan University of Foreign Studies (www.buufs.ac.kr)

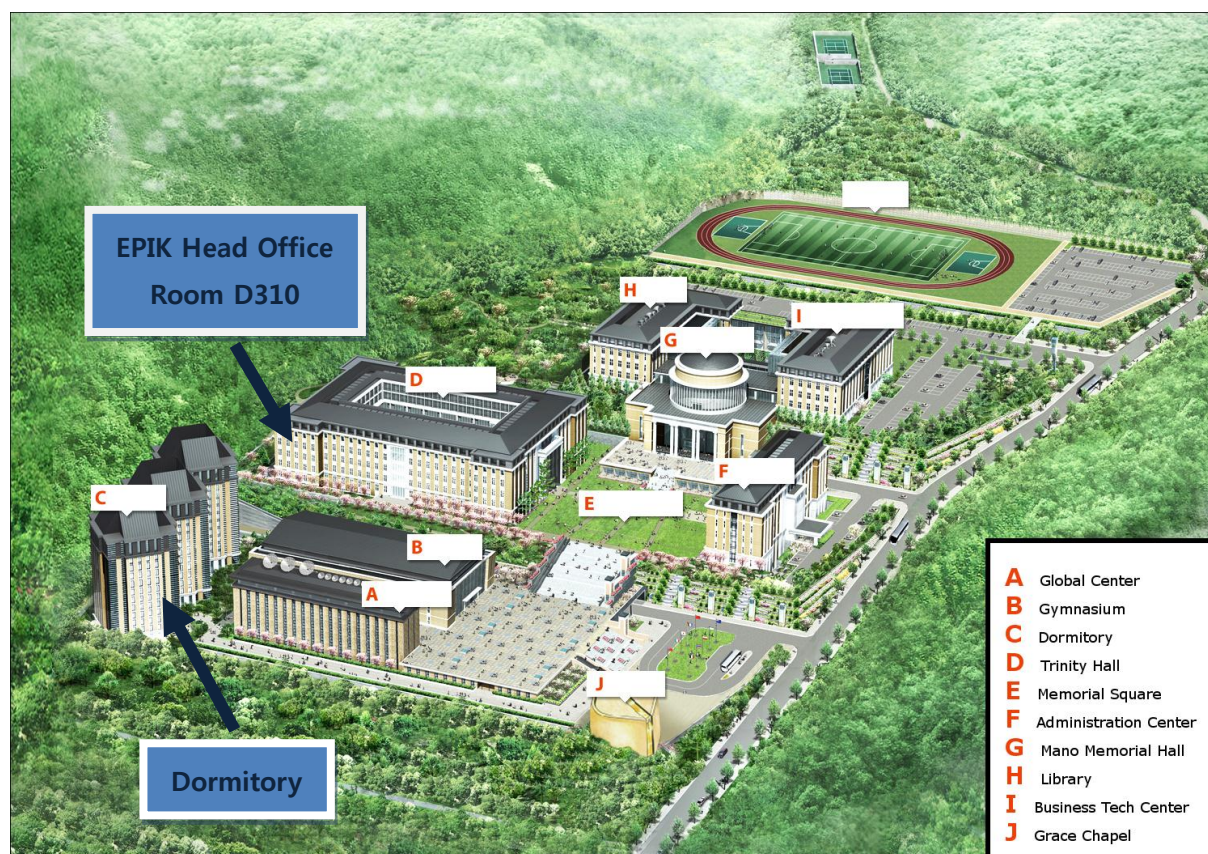
3-1 From Gimhae Intl' Airport to Busan



3-2 Busan University of Foreign Studies Area



3-3 Busan University of Foreign Studies Campus Map



- Registration on February 19th: Dormitory Lobby (**C**)
- Lecture Building: Trinity Hall (**D**), Mano Memorial Hall (**G**)
- EPIK Head Office: Trinity Hall (**D**), Room D310 ☎ 051-509-5545

4. Before Departing

4-1 What to Pack

Please be sure to pack the following things in the luggage that you will bring with you to the orientation:

- Pre-Orientation certificate
- Clothing suitable for **9 days** including an outdoor OUTFIT
 ※ Temperatures in Korea in February ranges from **1°C to 9°C (from 34°F to 48°F).**
- Personal belongings: alarm clock, umbrella, backpack, laptop, medication, cosmetics, towel, hairdryer and other toiletries **Please bring your own laptop for Lesson Plan**

4-2 Accommodation

- Two teachers will share one room.
- Only soap, toilet paper, and slippers will be provided.
- Korean power voltage is 220-240v. **It is recommended for South African and British teachers to bring a plug adapter (circuit adapter) with them.**

4-3 Request for Accompanying Family Dependents

- We **do not** provide accommodations for dependents during the orientation. All dependents should arrive after the orientation or have other accommodations during the orientation.

4-4 Money & Currency Exchange

- Please bring enough money to last you through your first month (approx. 1 million KRW). You will not receive your first pay check or the Entrance Allowance until the end of your first month of the contract.
- It is very difficult to find ATMs that accept foreign debit cards at the orientation venue and at your school as well. Please bring enough Korean Won with you or exchange money at the airport.

4-5 Medical Assessment - Mandatory

Date	February 21, 2017
Fee	50,000 KRW (cash only)
Location	Gymnasium (B) (Refer to the map in Section 3-3)

※ Important Notice

The medical check-up includes certain drug tests. Some over the counter medicine such as sleeping pills, pain medication (including over-the-counter products), or nasal sprays may affect test results even if they were taken 3-4 days prior to the test. All applicants are encouraged to abstain from use of the aforementioned items until the test has been administered. You must bring an official doctor's note when the medication is prescribed for unavoidable medical conditions.

※ Medical Check-up for Current or Former EPIK teachers

You are required to arrive **on Thursday, February 23rd before 5:00pm.** Your medical assessment will be done **on February 24th (Friday) at 7:00am.**

4-6 Online Pre-Orientation

- All successful EPIK applicants must complete the online Pre-Orientation course before their arrival. After completion, please turn in your certificate to your homeroom teacher during the orientation.
- You will be invited by EPIK through email and can access the Pre-Orientation Course at <http://www.epik.go.kr> -> Online Pre-Orientation or <http://epik-pre.englishhunt.com>.
- If you do not receive an invitation from EPIK's partner company, Englishhunt, please contact them at shshin@englishhunt.com or by phone at 82-70-7439-4867.

5. Lost Luggage Protocol

5-1 Please plan for the possibility that your luggage could become lost or misplaced. It is advisable to contact your airline in advance ahead of time regarding how to retrieve lost luggage and pack some extra clothing in your carry-on.

5-2 If your luggage becomes lost, you should **immediately** contact the airline which was responsible for losing your luggage. You can do this by phone or by visiting the airline office at the airport (if your particular airline has an office at Gimhae Int'l Airport).

5-3 Shipping Address & Contact Information

Address: 부산광역시 금정구 금샘로 485 번길 65 부산외국어대학교 학생기숙사
Busan University of Foreign Studies Student Dormitory, 65, Geumsaem-ro, 485beon-gil,
Geumjeong-gu, Busan, Republic of Korea
Postal Code: 우) 46234
Telephone: 051-509-5545 (Busan) •02-3668-1400 (Seoul Office)

▷ If you do not receive your luggage by February 26th, be sure to contact the airline and give them the new contact information of your new school.

6. February 2017 EPIK Orientation Schedule

Time Date	Morning Session		Afternoon Session		Evening Session
	9:00~10:30am	10:50am~12:20pm	2:00~3:30pm	3:50~5:20pm	6:00pm~
Feb. 19 (Sun)	▪ Arrival at Gimhae Airport & Registration at Busan University of Foreign Studies				
Feb. 20 (Mon)	□ Class Meeting I		Opening Ceremony	Korea's History and Culture	Class Meeting II Welcoming Dinner
Feb. 21 (Tue)	Medical Checkup		EPIK Duties & Regulations	Teaching English the EFL Situation	Survival Korean (7:00pm-8:30pm)
Feb. 22 (Wed)	□ Lectures ▪ Elementary School Curri.	□ Lectures ▪ Storytelling	□ Lectures ▪ Hangul & Korea Today	□ Lectures ▪ Cooperative Learning	
Feb. 23 (Thu)	□ Korean Cultural Experience (9:00am ~ 5:00pm)				Networking (6:30pm~)
Feb. 24 (Fri)	□ Lectures ▪ Lesson Planning I	□ Lectures Afterschool & Camp	□ Lectures ▪ Secondary School Curri.	□ Lectures ▪ Educational Magic	Survival Korean (7:00pm-8:50pm)
Feb. 25 (Sat)	□ Lectures ▪ Lesson Planning II	□ Lectures ▪ Classroom Management	□ Lectures ▪ English Comprehension	▪ Lesson Preparation	
Feb. 26 (Sun)	Lesson Practicum: Lesson Demonstration & Feedback		Lesson Practicum: Lesson Demonstration & Feedback	▪ Meeting with MOE/POE (4:00~5:30pm)	Closing Ceremony & Farewell Dinner (6:00~8:00pm)
Feb. 27 (Mon)	Luggage loading on the POE/MOE Bus and Departure (7:00am ~)				

※ This schedule is subject to change.